



**SOURCE
GRAPHICS**



LIGHTBOXES

2026

FOR OUTSTANDING VISUAL IMPACT IN INTERIOR SPACES, LIGHTBOXES ARE THE PERFECT OPTION.

Vibrant graphics, edge lit or back lit with energy saving LEDs, create focal points that add depth and drama to retail spaces, exhibition stands, commercial properties and beyond.

We offer two ranges of lightbox solutions. The LunarBox range combines vivid SEG fabric graphics with a sleek profile in a choice of standard or custom dimensions. For instant impact, our portable LunarBox-Go range is available in a variety of standard sizes to bring your retail space to life.

LunarBOX

The LunarBOX range encompasses wall mounted, hanging and free-standing LED lightboxes in a choice of standard or custom sizes. Ideal for adding visual interest to feature walls and shop windows as well as transforming areas with low ambient lighting. Easily refreshed with updated graphics, LunarBOX provides the perfect framework to display enhanced vibrant messaging.





LunarBOX-GO

The LunarBOX-GO LED lightbox range combines stunning graphic illumination with instant, tool-free assembly. For ease of transportation and storage, the aluminium LED frames are lightweight and come in a handy carry case. Simply update the graphics, for a fresh and sustainable way to transform spaces with light.

75mm LunarBOX Wall Mounted Lightbox

Create a striking focal point with the 75mm LunarBOX LED edge lit wall mounted lightbox. Available in standard and custom sizes, the linkable LED lighting system delivers consistent lighting for a dramatic visual display.

Material - Aluminium

Profile Width - 75 mm

Profile Colour - Anodised Silver or custom White or Black

Assembly - Connectors assemble using Allen key

Mounting - Wall mounted

Graphic Area - Single-sided

Graphic Attachment - Silicone Edged Graphics (SEG)

LED System - Edge lit + Pre-installed LED lighting

Sizes Available:


1,000(w) x 1,000(h) x 75(d) mm

1,500(w) x 1,500(h) x 75(d) mm

2,000(w) x 1,000(h) x 75(d) mm

2,000(w) x 2,000(h) x 75(d) mm

3,000(w) x 2,000(h) x 75(d) mm



Cable system



LED strip lighting



Numbered system for easy assembly



100mm LunarBOX Free-standing Lightbox

The double-sided 100mm LunarBOX LED edge lit free-standing lightbox creates a dramatic visual statement for your interior displays. The linkable LED display system makes for a simple set up, whilst the SEG graphics can be easily replaced to support new messaging.

Material - Aluminium

Profile Width - 100 mm

Profile Colour - Anodised Silver

Assembly - Connectors assemble using Allen key

Mounting - Free-standing

Graphic Area - Double-sided


Graphic Attachment - Silicone Edged Graphics (SEG)

LED System - Edge lit + Pre-installed LED lighting

Sizes Available:

3,000(w) x 2,000(h) x 100(d) mm

Custom Sizes Available on Request



Cable system



LED strip lighting



Mitred sections assemble with Allen key connectors



125mm LunarBOX Free-standing Lightbox

For outstanding visual impact, the robust double-sided 125mm LunarBOX LED edge lit free-standing lightbox is a must. Available in standard and custom sizes, the linkable LED display system ensures vibrant lighting across the SEG graphic.

Material - Aluminium

Profile Width - 125 mm

Profile Colour - Anodised Silver or custom White or Black

Assembly - Connectors assemble using Allen key

Mounting - Free-standing

Graphic Area - Double-sided

Graphic Attachment - Silicone Edged Graphics (SEG)

LED System - Edge lit + Pre-installed LED lighting


Sizes Available:

3,000(w) x 2,000(h) x 125(d) mm

3,000(w) x 2,500(h) x 125(d) mm

4,000(w) x 2,000(h) x 125(d) mm

Custom Sizes Available on Request



Cable system



LED strip lighting



Mitred sections assemble with Allen key connectors



Silicone Edged Graphics (SEG)



125mm LunarBOX Hanging Structure

Ideal for exhibitions and retail venues, the 125mm LunarBOX hanging LED structure is the perfect medium for brand messaging and wayfinding. Sleek, yet lightweight and robust, the double-sided aluminium frame is edge lit with energy efficient LEDs for an eye-catching suspended display. Available in standard and custom sizes, this vibrant lightbox creates the perfect backdrop for dynamic SEG graphics.

Material - Aluminium

Profile Width - 125 mm

Profile Colour - Anodised Silver or custom White or Black

Assembly - Sling (Cables not included)
Connectors assemble using Allen key

Mounting - Hanging

Graphic Area - Double-sided

Graphic Attachment - Silicone Edged Graphics (SEG)

LED System - Edge lit + Pre-installed LED lighting


Sizes Available:

2,500(w) x 1,000(h) x 125(d) mm

3,500(w) x 1,000(h) x 125(d) mm

5,000(w) x 1,250(h) x 125(d) mm

Custom Sizes Available on Request



Cable system



LED strip lighting



Mitred sections assemble with Allen key connectors



Silicone Edged Graphics (SEG)



INTRODUCING THE LUNARBOX-GO MODULAR LIGHTBOX SYSTEM DESIGNED FOR WIDE-FORMAT VISUAL STANDOUT



1850mm(w)



2850mm(w)



3850mm(w)



4850mm(w)



5850mm(w)

LunarBOX-GO Modular

LunarBOX-GO Modular is a striking large-format illuminated display system, standing at 2380 mm high and engineered for exceptional visual impact. Designed with flexibility in mind, it delivers seamless edge-lit SEG graphics across widths up to 7.85 metres, making it a standoff choice for retail spaces, exhibitions and promotional environments, all without the premium price tag.

Whether you are creating a wide back wall or an immersive multi-sided layout, the system supports large-scale continuous displays and dynamic configurations. The sleek, 120 mm deep aluminium profile is powder coated in white for a clean, professional finish.

Make a bold visual statement with L, T and U-shaped structures that showcase illuminated graphics from multiple angles. With three connector types (sold separately), it is easy to build creative shaped configurations that turn heads. Two optional foot styles provide added stability and aesthetic flexibility, and an A4 literature holder (sold separately) is available to complete your setup.



← Expand to 7.85 metres →

Material - Aluminium
Profile Width - 120 mm
Profile Colour - White
Assembly - Tool Free

Mounting - Free-standing
Graphic Area - Double-sided
Graphic Attachment - Silicone Edged Graphics (SEG)
Transport - Wheeled Carry Bag

Sizes Available:

1,850(w) x 2,380(h) x 120(d) mm
 2,850(w) x 2,380(h) x 120(d) mm
 3,850(w) x 2,380(h) x 120(d) mm
 4,850(w) x 2,380(h) x 120(d) mm
 5,850(w) x 2,380(h) x 120(d) mm




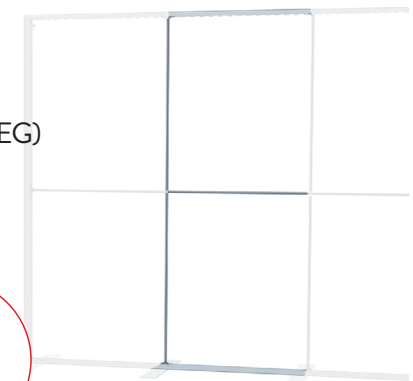
Pre-installed LEDs



Push Fit



Carry Bag- Wheeled



90° top corner connector:



T-shape connector:



3x5 Shell Scheme

Illuminated lightbox that sits within your shell scheme walls, fast and flexible.
 Simple, illuminated solution: LunarBOX-GO Modular is a backlit lightbox system designed to install inside the walls of an existing shell scheme

LunarBOX-GO Lite Mag

LunarBOX-GO Lite Mag is a high-impact illuminated display designed to deliver style, versatility, and affordability in one sleek solution. Featuring an elegant 80mm white aluminium profile and double-sided illumination, it offers exceptional brightness and presence in any setting - from exhibitions and retail spaces to corporate environments.

Its innovative design includes a unique perimeter channel that allows multiple frames to be effortlessly linked together in L-shapes, T-shapes, or straight-line configurations, providing endless creative possibilities for modular display layouts.

Built-in magnetic connections make assembly and reconfiguration fast and tool-free, ensuring precise alignment and effortless setup every time. The system can also be enhanced with optional accessories such as A4 literature holders, adding functionality to its clean, contemporary design.



Material - Aluminium

Profile Width - 80 mm

Profile Colour - White

Assembly - Tool Free

Graphic Area - Single-sided

Graphic Attachment - Silicone Edged Graphics (SEG)

Application - Self-supporting, pivoting feet

Transport - Wheeled Carry Bag

Sizes Available:

1,000(w) x 2,020(h) x 80(d) mm

Depth with Feet 400mm



Tool-free Assembly



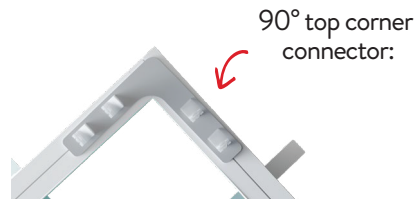
Twist Out Feet



Built in Magnets




Optional A4 Stand



90° top corner connector:



T-shape connector:



LunarBOX-GO One

LunarBOX-GO One is a vibrant portable single-sided lightbox with the option to have a rear-facing textile graphic unit. Standing 2000mm high and 850mm wide, the slim 60mm profile has a white powder coated finish and benefits from tool-free plug and play assembly due to an easy to follow numeric system, rollable LED panel and pre-assembled twist-out feet.

Material - Aluminium	Graphic Area - Single-sided
Profile Width - 60 mm	Graphic Attachment - Silicone Edged Graphics (SEG)
Profile Colour - White	Application - Self-supporting, pivoting feet
Assembly - Tool Free	Transport - Protective box with carry handle

Sizes Available:

850(w) x 2,010(h) x 60(d) mm


Depth with Feet 390mm



Tool-free Assembly



Rollable LED Panel



Single-sided Frame



LunarBOX-GO Retail

LunarBOX-GO Retail is an innovative portable LED lightbox that is specifically designed for retail environments because of its size and stability. The 1600 x 600mm double-sided illuminated display comes in a protective compartmented box with handle for ease of transportation. Deploys tool-free in minutes thanks to pre-assembled LED lighting and SEG optional dye-sublimated graphics.

Material - Aluminium	Graphic Area - Double-sided
Profile Width - 100 mm	Graphic Attachment - Silicone Edged Graphics (SEG)
Profile Colour - White	Application - Self-supporting, pivoting feet
Assembly - Tool Free	Transport - Wheeled Carry Bag

Sizes Available:

600(w) x 1,600(h) x 100(d) mm

Depth with Feet 285mm



Pre-installed LED Lights



Connector



LunarBOX-GO 2x2

LunarBOX-GO 2x2 is a complete portable 2x2m double-sided aluminium lightbox display system. Simple to deploy with tool-free assembly. Just remove from the box, twist out the feet from the base panel and use the matching numerical system to connect the remaining extrusions remembering to insert the horizontal bar. SEG graphics fit into the frame channel and the power cable inserts under the base panel. Ready to go in less than 10 minutes!



Material - Aluminium

Graphic Area - Double-sided

Profile Width - 100 mm

Graphic Attachment - Silicone Edged Graphics (SEG)

Profile Colour - White

Application - Self-supporting, pivoting feet

Assembly - Tool Free

Transport - Protective box with carry handle

Sizes Available:

2,000(w) x 2,010(h) x 100(d) mm

Depth with Feet 400mm



Metal Straight Connector



Numbered system for easy assembly



LunarBOX-GO Counter

LunarBOX-GO Retail is an innovative portable LED lightbox that is specifically designed for retail environments because of its size and stability. The 1600 x 600mm double-sided illuminated display comes in a protective compartmented box with handle for ease of transportation. Deploys tool-free in minutes thanks to pre-assembled LED lighting and SEG optional dye-sublimated graphics.



Material - 100 mm Aluminium, MDF Table Top

Collapsible - Yes

Counter Top - White

Assembly - Tool Free

Graphic Attachment - Silicone Edged Graphics (SEG)

Application - Self-supporting, pivoting feet

Transport - Protective Box with Handles

LED System - LED strips included

Size Available:

1,040(w) x 1,045(h) x 420(d) mm

